

# Overview - Public Entities Quarterly Reporting

## Approved receipts

445,0

259,5%

## Approved spending

442,1

164,4%

## Surplus/(deficit)

2,9

- ☐ R billion
- ☒ R million
- ☐ R thousand

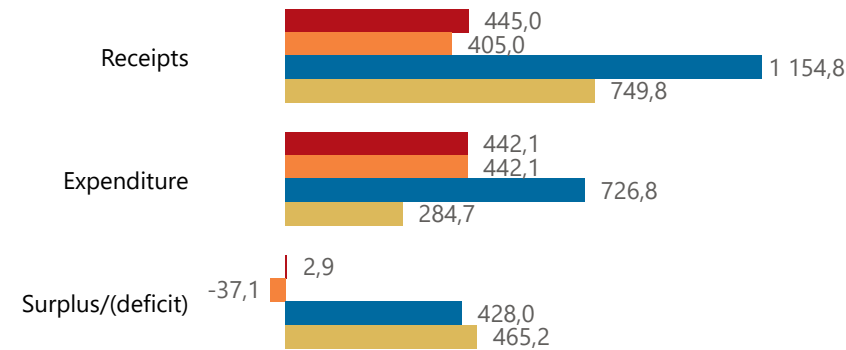


**national treasury**

Department:  
National Treasury  
REPUBLIC OF SOUTH AFRICA

## Consolidation

● Approved ● Forecast ● YTD ● Variance



## Composition of receipts



## Quarter

4

## Cluster

All

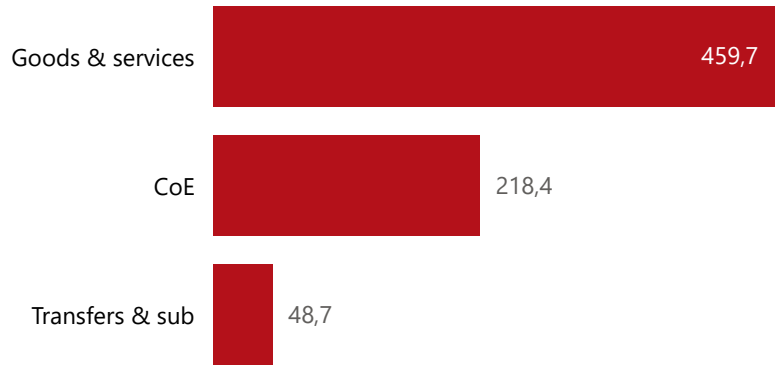
## Department

Trade, Industry and Competition

## Entity

National Empowerment Fund

## Composition of spending



## Functional grouping



## Spending by PFMA schedule



# Public Entities Receipts

Approved sales of G&S

(Blank)

(Blank)

Approved transfers

(Blank)

(Blank)



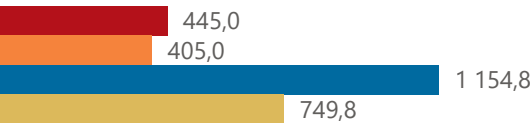
national treasury

Department:  
National Treasury  
REPUBLIC OF SOUTH AFRICA

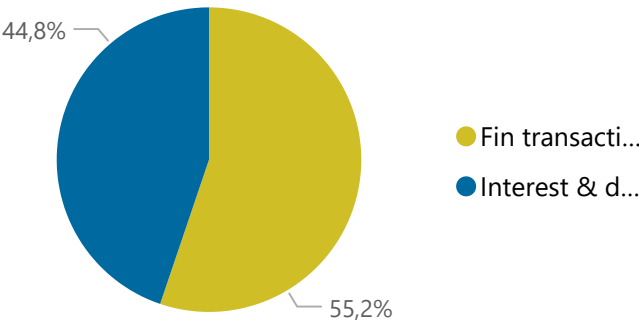
- ☐ R billion
- ☒ R million
- ☐ R thousand

## Actual vs Forecast

● Approved ● Forecast ● YTD ● Variance



## Composition of receipts



## Top 5 Receipts



## Quarter

4

## Cluster

All

## Department

Trade, Industry and Competition

## Entity

National Empowerment Fund

## Top 5 Transfers

## Receipts

Level 3	Approved	YTD	% YTD
+ Fin transactions	45,0	637,4	55,2%
+ Interest & dividends	400,0	517,3	44,8%
Total	445,0	1 154,8	100,0%

# Public Entities Spending

Approved CoE

267,7

81,6%

Approved G&S

174,4

263,6%

Approved transfers

(Blank)

259,5%

- ☐ R billion
- ☒ R million
- ☐ R thousand

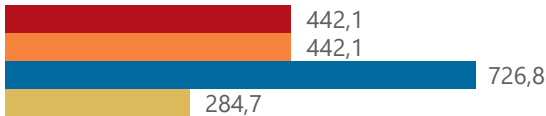


national treasury

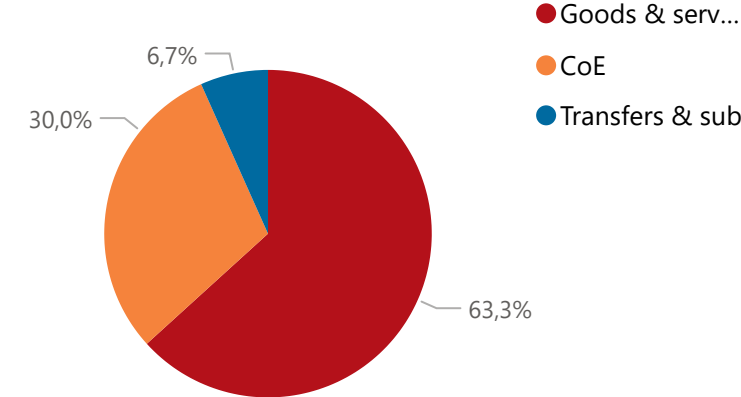
Department:  
National Treasury  
REPUBLIC OF SOUTH AFRICA

## Actual vs Forecast

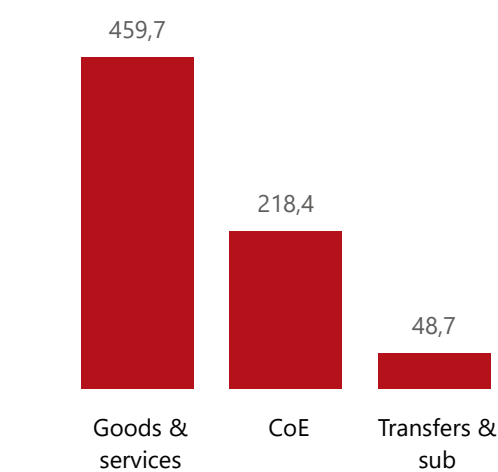
● Approved ● Forecast ● YTD ● Variance



## Composition of spending



## Top 5 Goods & services



## Quarter

4

## Cluster

All

## Department

Trade, Industry and Competition

## Entity

National Empowerment Fund

## Capital assets

## Spending

Level 3	Approved	YTD	% YTD
⊕ Goods & services	174,4	459,7	63,3%
⊕ CoE	267,7	218,4	30,0%
⊕ Transfers & sub		48,7	6,7%
Total	442,1	726,8	100,0%